Shanghai Mitsubishi Elevator Co., Ltd.
Address: No. 811 Jiangchuan Road. Minhang, Shanghai, China
Tel : +86-21-24083030/64303030
Fax : +86-21-24083088
Post: 200245

Overseas Business
Tel : +86-21-24083482
Fax : +86-21-24083488
e-mail : overseasbiz@smec-cn.com

上海三菱电梯有限公司
SHANGHAI MITSUBISHI ELEVATOR CO.,LTD.
www.smec-cn. com

Specifications subject to change without notice
Printed in Sep. 2013 (GB-F)

上海三菱电梯
SHANGHAI MITSUBISHI ELEVATOR

Comprehensive upgrade, Innovation with breakthrough.
Lead new trend of compact machine room elevator.

LEHY-Ⅲ

Compact Machine Room Passenger Elevator

Comprehensive Upgrade, Innovation with Breakthrough

Founder of Comfort Elevator Technique

LEHY-III inherits the outstanding performance of LEHY-II, leads the new trend of compact machine room elevator in the future with breakthrough techniques and innovations. After the innovation of "Variable Voltage Variable Frequency (VVVF) Speed Regulating Control Technique" and "Permanent Magnetic (PM) Synchronous Traction", Shanghai Mitsubishi promotes new generation of LEHY-III series compact machine room elevator. LEHY-III adopts multiple nationwide or worldwide advanced techniques, standing a new banner focusing on safety、comfort and technology.

Advanced Intelligence

Unparalleled Comprehensive Upgrade

Inheriting the technique advantage of last generation LEHY series compact machine room, LEHY-III introduces various advanced technologies: 5 breakthroughs, 6 innovations.

Economic Technology

Energy-efficient and Environment Friendly, Last to the Future

Use fresh-new gearless traction machine driven by PM motor, comprehensively upgrades the system efficiency, meanwhile it lowers the energy consumption; based on double PWM modulated energy feedback technique, lowers pollution and energy consumption simultaneously, lead the green future.

Human Oriented

Unprecedentedly Comfort Experience

Utilize advanced artificial intelligence, achieve unprecedented precise and comfortable riding; various luxury decoration components and multiple new materials are available, and it is also possible to provide our clients the customized system.

Utilization

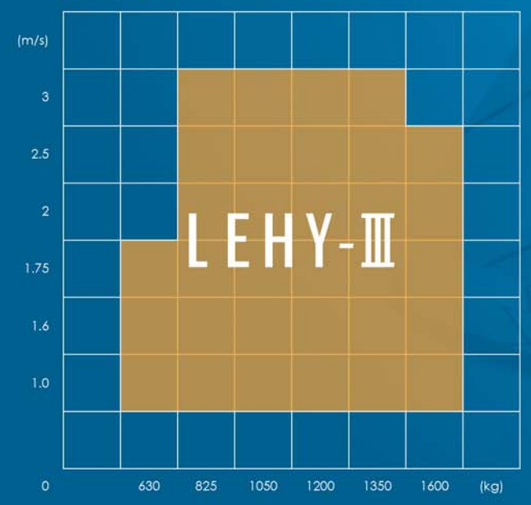

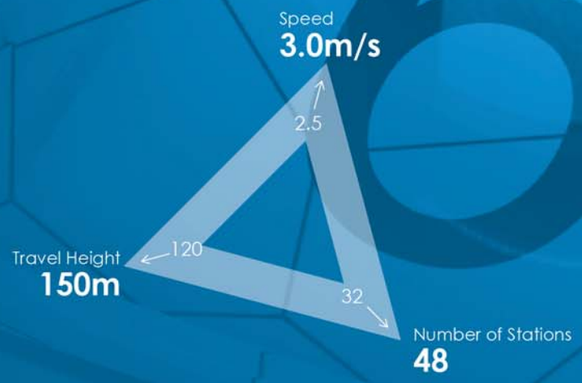

General
5 Breakthroughs ---- P.4
6 Innovations ---- P.6
Decoration Components in Thoughtful Design ---- P.10

Design
Integral Car Design ---- P.11
Car Top Design ---- P.20
Corresponding Material ---- P.21
LED Display of New Generation ---- P.22
In-car Operation Panel and Gloor Indicator ---- P.24
Lobby Design ---- P.29

Functions
Feature List ---- P.31

Civil
Civil Construction Table ---- P.33

Specifications
Basic Specifications ---- P.36

Pictures of computer painting may slightly differ from the actual.

Traction Machine Absolute Upgrade

The new generation PM synchronous traction machine with high performance uses high quality rare earth material and PM body positioning technique with high precision, meanwhile it comprehensively uses motor techniques such as separate punching and riveting iron core and auto integral coil, which not only makes traction machine output more efficiency、less energy consumption、 more peaceful and stable, but also makes traction machine has shorter axle distance and more compact structure; The latest large-scale brake plate and disk brake with low noise are adopted, which are safer 、more reliable and more durable, ensuring that brake noise can be significantly reduced while outputting brake torque with abundant safety.



All-digit Intelligence Power System

It utilizes all-digit control intelligent DC-DC power as the substitution for three-phase power transformer to provide power for elevator control system. New power system is not only more stable and reliable, invulnerable to grid fluctuation, but also consume less energy, with higher efficiency and more comprehensive protection.

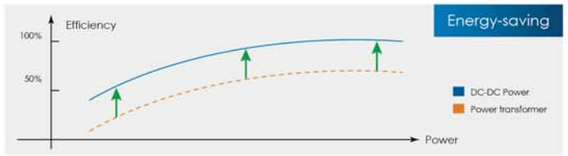

Mute Brake Control Technology



Compared to traditional open-loop voltage control, more accurate closed-loop current control mode is now employed to control the action speed and braking torque at all stages of the brake. This has remarkably reduced the noise from the brake during action and improved the comfort of the passengers while taking the elevators.

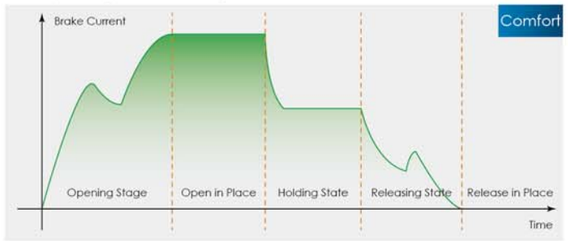

The Latest Generation of High-power Module

Take the lead in employing the sixth generation of high-power module system in the industry. Multiple fast protection circuit can better protect the power module, further improving the reliability of the drive system. Meanwhile, the drive control circuit of power module connects with the power module by direct plugging, further enhancing the system's anti-jamming ability.

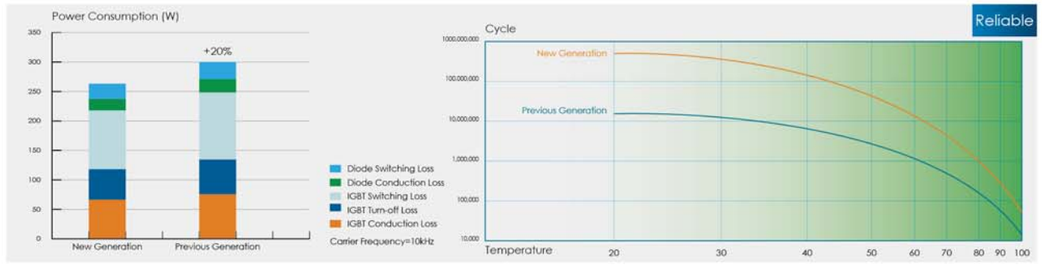

High-performance and Intelligent CPU Control System

Apply new generation of high-performance CPU technology and PCB system architecture and realize elevator's main control system with multi-chip architecture of motor drive, elevator control management, elevator communication and FPGA logic control. Cooperation work of multiple CPUs has greatly improved the elevator system performance. The redundancy protection with multiple CPUs and the FPGA hardware monitoring have improved system stability and security.

Pictures of computer painting may slightly differ from the actual.

Reliable and Comfortable

AC VVVF Speed Regulation Control Technology, Full Digital Control Technology

Adhering to the philosophy of steadily and slowing releasing of profound knowledge and constantly using latest technologies and components in VVVF drive of elevators enable Shanghai Mitsubishi VVVF speed regulation technology to develop rapidly toward high performance, high reliability, digitization and miniaturization. Employing space vector pulse width modulation (SVPWM) technology to realize elevator speed regulation, taking the lead in adopting international latest sixth generation of high-power module, 32-bit high speed digital signal controller (DSC) and large scale integrated circuit and other advanced electrical components, enabling the elevator to accurately regulate the motor rpm completely according to optimum speed variation curve and operate following the perfect speed curved optimized according to modern ergonomics principle. These have realized full digital control and motor drive in true sense and enabled the elevator run smoothly, safely and efficiently.

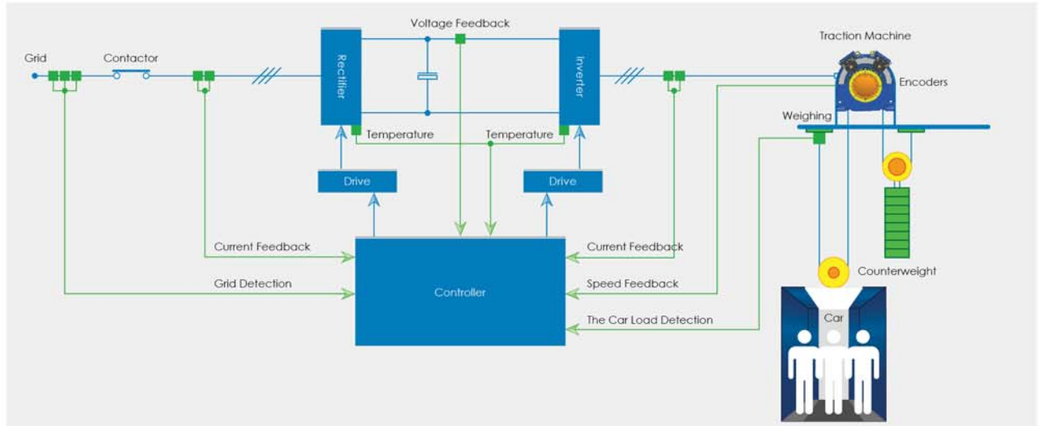

Green and Energy-saving

Energy Feedback Technology (Optional)

Highly energy-saving energy feedback technology based on dual-PWM control can feed the renewable green electric energy, which was consumed through energy consumption resistors, back to the grid without pollution. This can save more than 30% energy compared to common VVVF elevators on average, and so to meet relevant national power quality standards.

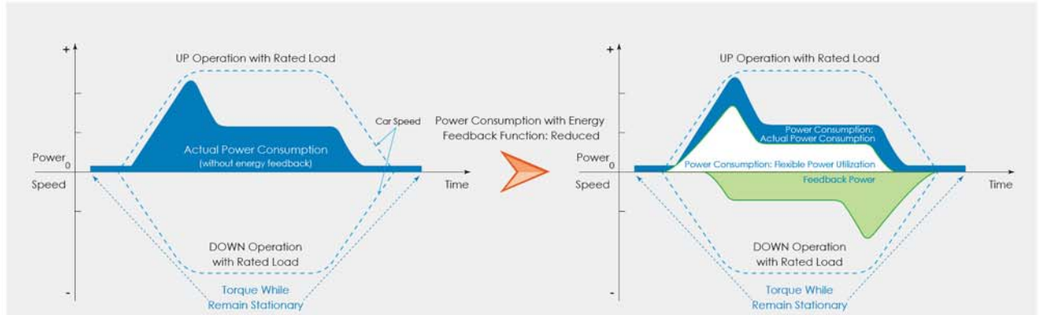

Pictures of computer painting may slightly differ from the actual.

High-speed Network

Data Network Control Technology

Data network control technology based on CANBUS (Field bus) features high communication rate, large data volume. Independent microprocessors are used separately in elevator car command controller, floor indicators inside the car, door machine controller, each landing button and floor indicators and various subsystems. The communication between the various subsystems needs only a few signal lines. This has greatly improved system reliability, electromagnetic interference immunity and flexibility, and reduced the maintenance costs.

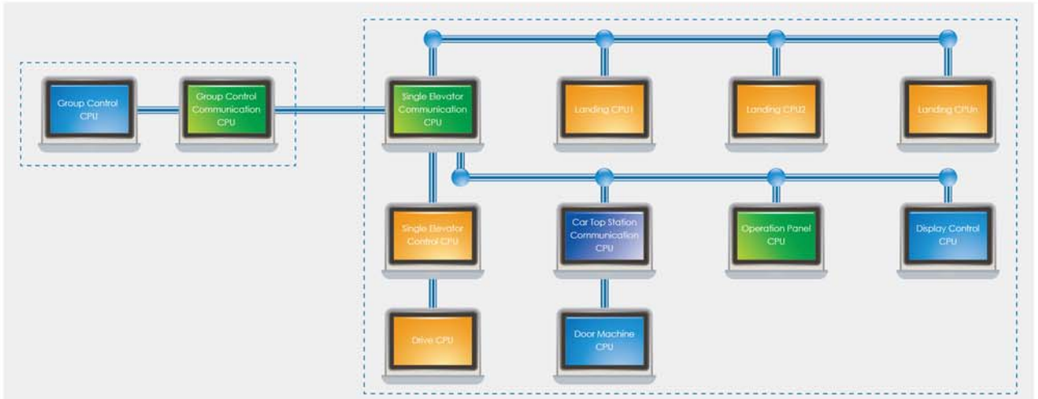

Efficient Group Control

Intelligent Group Control System (Optional)

ITS-21, ITS-2100 group control systems use a high-performance CPU processor for computing and achieving high-speed processing of complex algorithms. High-speed data network has effectively improved the system throughput and scalability. Expert system, fuzzy logic technology and neuron technologies are adopted. Dispatching plan can be given in an intelligent way according to different traffic conditions. This can substantially reduce passengers' waiting time and riding time and reduce elevator operation energy consumption throughout the building by reducing invalid elevator operation.

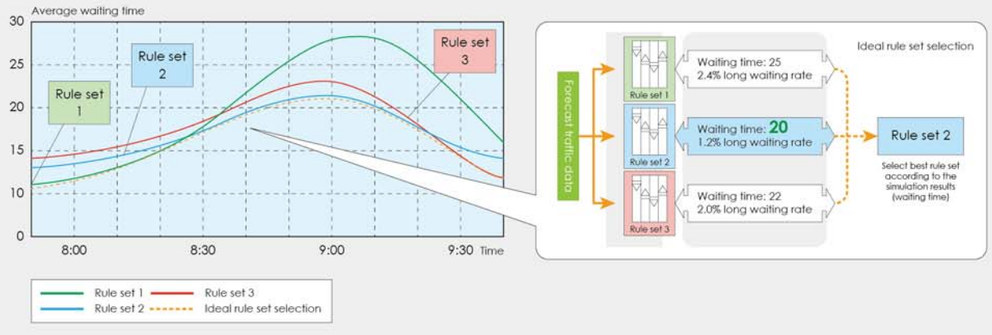

Innovative Operation

Destination Forecasting System (Optional)

Greatly improve the utilization rate of elevators and reduce passengers' average waiting time through the efficient destination forecasting system. After a passenger has pressed the floor button he/she wish to go at the landing, the destination forecasting system will inform the passenger to take a specified elevator, and the passenger can then wait before the specified elevator. After the elevator has arrived, the passenger does not need to press the button for the destination floor inside the car, and the elevator will automatically register and go to the destination floor.

High Adaptability

Really Small Machine Room Design

LEHY-III adopts really small machine room design with the machine room size equal to shaft. This saves machine room space, improves building utilization rate, allows more free building design, and compared to traditional machine room, provides more convenient and safe maintenance of the traction machine, control cabinet, over speed governor and other components.

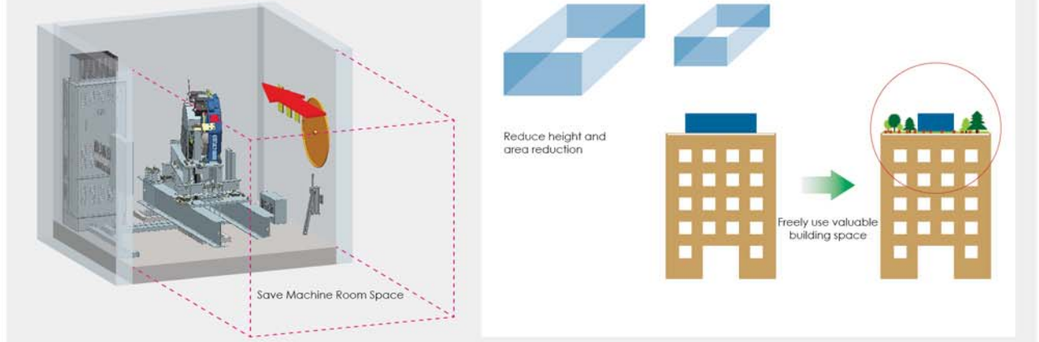

Pictures of computer painting may slightly differ from the actual.

Decorative Components of Humanized Design



Integrative Car

Shanghai Mitsubishi elaborately introduced several versions of integrative car design schemes for LEHY-III depending on residence, business building, hotel and other cases. Bring six senses – listening, seeing, taking, touching, stability, speed – into the elevator with more advanced technology, more user-friendly settings, and more sophisticated process. Highlight the design concept of trinity and harmony of passenger, elevator, and environment. Provide comfort experience to the passengers.

Wall-mounted Landing Indicator

Wall-mounted landing indicator has no traditional bottom box, not necessary to preserve holes in the wall during civil work, easy for site installation.

LED-illuminated Car Roof

Several versions of brand new car roofs are developed for LEHY-III, and environmentally friendly and energy saving LED lighting are adopted. The service life is 5 times longer than the traditional fluorescent tube. It can save maintenance cost and at least 50% of lighting power.

Internal Lighting

HD 4.3" TFT LCD Call

The resolution reaches 800×480, much higher than the resolution of traditional 4.3" true color LED. The color is real and exquiste even in a close look, demonstrating superior quality.

Brand New Operation Panel and Button Design

Operation panel of brand new design has merged touch control technology and brand new button and brought brand new operating experience. Moreover, fully toughened glass faceplate is provided as option. Touch buttons are constantly emitting slight white light in standby state, greatly improving button identifiability in the car.



Pictures of computer painting may slightly differ from the actual.



Zunyu Cabinet / ZCD-018G

Car Roof

ZCL-DS08

Operation Panel

ZCBK-T311/ZCBK-T361 (Can select other models)

Front Wall

Mirror Stainless Steel

Side Walls and Two Sides of the Back Wall

Hairline Etched Titanium Plated Stainless Steel

Middle of Back Wall

Mirror Stainless Steel

Car Door

Mirror Stainless Steel

Lintel

Mirror Stainless Steel

Handrails

Slant Handrails of Stainless Steel on Two Sides (ZYH-SH01)
(Can provide none or select other models)
(Cannot provide on the back side)

Floor

Marble Floor (ZSC-001) (Can select other models)



Yintai Cabinet / ZCD-019G

Car Roof

ZCL-GS06

Operation Panel

ZCBD-C111 (Can select other models)

Front Wall

Hairline Stainless Steel

Two Sides of Side Walls and Back Wall

Hairline Stainless Steel

Middle of Back Wall and Side Walls

Mirror Stainless Steel

Car Door

Mirror Stainless Steel

Lintel

Mirror Stainless Steel

Handrails

Round Handrails of Stainless Steel on 3 Sides (ZYH-RH02)
(Can provide none or select other models)

Floor

Parquet (ZPH-014) (Can select other models)

Pictures of computer painting may slightly differ from the actual.

Jingyue Cabinet / ZCD-017G

Car Ceiling
ZCL-GS07
Operation Panel
ZCBE-H210 (Can select other models)
Secondary Operation Panel
ZCBE-H260 (Can select other models)
Front Wall
Mirror Stainless Steel
Middle of Side Walls and Back Wall
Metallic Painted Steel Plate (ZJS-009G) with Mirror Stainless Steel Moldings
Two Sides of Back Wall and Side Walls
Mirror Stainless Steel
Car Door
Mirror Stainless Steel
Lintel
Mirror Stainless Steel
Handrails
None (Cannot provide)
Floor
Parquet (ZPH-018) (Can select other models)

Yongfeng House / ZCD-015X

Car Ceiling
ZCL-GS08
Operation Panel
ZCBT-T711 (Can select other models)
Front Wall
Mirror Stainless Steel
Front Side of the Side Walls and Middle of Back Wall
hairline stainless steel
Back Side of the Side Walls and Two Sides of Back Wall
Marble (Spain Beige)
Car Door
Mirror Stainless Steel
Lintel
Mirror Stainless Steel
Handrails
None (Cannot provide)
Floor
Marble Floor (ZSC-011) (Can select other models)

Pictures of computer painting may slightly differ from the actual.



Zhuyun House / ZCD-016X

Car Roof
ZCL-GS13
Operation Panel
ZCBC-D110 (Can select other models)
Front Wall
Mirror Stainless Steel
Two Sides of Side Walls and Back Wall
Titanium Plated Mirror Stainless Steel (ZDT-003)
Middle of Side Walls and Back Wall
Sandblasted Titanium Plated Mirror Stainless Steel (ZDT-002)
Car Door
Mirror Stainless Steel
Lintel
Mirror Stainless Steel
Handrails
Round Handrails of Stainless Steel on Two Sides (ZYH-RH01)
(Can provide none or select other models)
(Cannot provide on the back side)
Floor
Parquet (ZPH-025) (Can select other models)

Hongfeng House / ZCD-014X

Car Roof
ZCL-GS14
Operation Panel
ZCBE-H210 (can select other models)
Front Wall
Profiled Steel sheet (ZYM-001)
Two Sides of the Side Walls and Back Wall
Laminated Steel Sheet (ZYM-001)
Middle of Back Wall
Mirror Etched Stainless Steel
Middle of Side Walls
Hairline Etched Stainless Steel
Car Door
Hairline Stainless Steel
Lintel and Entrance Column
Hairline Stainless Steel
Handrails
None (Cannot provide) (Cannot provide on the back side)
Floor
PVC Stone Floor (ZPR -003) (Can select other models)

Pictures of computer painting may slightly differ from the actual.

Huaishu Court / ZCD-014T

Car Roof
ZCL-SN02 (color No.: Y033)
Operation Panel
ZCBD-E110 (Can select other models)
Front Wall
laminated steel sheet (ZYM-002)
Two Sides of the Side Walls and Back Wall
Laminated Steel Sheet (ZYM-002)
Middle of Back Wall
Mirror Stainless Steel
Car Door
Hairline Stainless Steel
Lintel and Entrance Column
Hairline Stainless Steel
Handrails
None (Can select other models)
Floor
Parquet (ZPH-021) (Can select other models)



Yihua Court / ZCD-016T

Car Roof
ZCL-SN01 (color No.: Y016)
Operation Panel
ZCBE-C111 (Can select other models)
Front Wall
Hairline Stainless Steel
Two Sides of the Side Walls and Back Wall
Coated Steel Sheet (Y033)
Middle of Back Wall
Etched Metallic Painted Steel Plate (ZJS-004G)
With Mirror Stainless Steel Moldings
Car Door
Hairline Stainless Steel
Lintel
Hairline Stainless Steel
Handrails
Flat Handrails of Stainless Steel on Two Sides (ZYH-FH01)
(Can provide none or select other models)
(Cannot provide on the back side)
Floor
PVC Stone Floor (ZPR -001) (Can select other models)

Pictures of computer painting may slightly differ from the actual.

Car Ceiling Design



ZCL-DS08 LED

Central jade acrylic lighting, hairline etched black titanium plated stainless steel on two sides.

ZCL-GS06 LED

Central ivory-white lighting board, surrounded by metallic painted steel sheet.

ZCL-GS07 LED

Central coated steel sheet ceiling and ivory-white acrylic lighting panel, surrounded by floodlights.

ZCL-SN02 LED

Coated steel ceiling panel and white acrylic lampshade.

ZCL-CN08

Bare car roof, optional decoration for customer (ceiling thickness 200)

* **LED** indicates that component adopts LED lighting.

ZCL-GS08 LED

Mirror stainless steel ceiling panel, surrounded by direct lighting of floodlights and downlights.

ZCL-GS13 LED

Central curved scagliola lighting panel, painted steel sheets on two sides.



ZCL-GS14 LED

Aluminum alloy hanging frame and white patterned acrylic lighting panel.

ZCL-SN01 LED

Coated steel ceiling panel, mirror stainless steel moldings, central ivory-white acrylic lighting panel.



Pictures of computer painting may slightly differ from the actual.

Handrail Type

ZYH-SH01


ZYH-FH10

ZYH-RH01

ZYH-RH02

Parquet Floor

Can also select PVC stone floor, and the color No. is selected according to the Decoration Color Plate of Shanghai Mitsubishi.

ZPH-014

ZPH-016

ZPH-018

ZPH-019


ZPH-020


ZPH-021

ZPH-022


ZPH-023

Item	Specifications	Remarks
LCD interface	Glaring purple, fragrant green, elegant brown, gentle blue	
Car walls and doors	Coated steel sheet, hairline stainless steel, etched hairline stainless steel, mirror stainless steel, etched mirror stainless steel, laminated steel sheet, filmed steel sheet, metallic painted steel sheet, stainless steel with irregularly-polished lines, stainless steel with polished lines, titanium plated hairline stainless steel, titanium plated mirror stainless steel, titanium plated stainless steel with irregularly-polished lines, titanium plated stainless steel with polished lines, titanium plated etched hairline stainless steel, titanium plated etched mirror stainless steel	Applicable in the case where center opening door and optional plan are selected
	Coated steel sheet, hairline stainless steel, laminated steel sheet	Applicable in the case where two panel sliding door and optional plan are selected
Mirror	None, half-body, full-body, full-height	In the case where door type is 1D1G
	None	In the case where door type is other than 1D1G
Handrail type	None, front, sides, 3 sides	In the case where optional plan is selected for car decoration and door type is 1D1G
	None, sides	In the case where optional plan is selected for car decoration and door type is other than 1D1G
Floor	PVC stone floor, parquet	
	Marble floor	Applicable in the case where integrated car decoration is ZCD-015X, ZCD-018G
Landing door	Coated steel sheet, hairline stainless steel, etched hairline stainless steel, mirror stainless steel, etched mirror stainless steel, F-Design-II, metallic painted steel sheet, titanium plated hairline stainless steel, titanium plated mirror stainless steel, titanium plated etched hairline stainless steel, titanium plated etched mirror stainless steel, stainless steel with irregularly-polished lines, titanium plated stainless steel with irregularly-polished lines, stainless steel with polished lines, titanium plated stainless steel with polished lines	Applicable in the case where center opening door is used
	Coated steel sheet, hairline stainless steel, laminated steel sheet	Applicable in the case where two panel sliding door is used
Door jamb	Coated steel sheet, metallic painted steel sheet, hairline stainless steel, mirror stainless steel, titanium plated hairline stainless steel, titanium plated mirror stainless steel, stainless steel with irregularly-polished lines, titanium plated stainless steel with irregularly-polished lines, stainless steel with polished lines, titanium plated stainless steel with polished lines	Applicable in the case where center opening door is used
	Coated steel sheet, hairline stainless steel	Applicable in the case where two panel sliding door is used

Elevator Multimedia Information Display System (EMIDS)

A more powerful processing system and more delicate LCD screen are used. Several versions of interfaces with brand new design are developed on the basis of hardware update. In addition to indicating floor signal of the elevator, multimedia information of both audio and video is displayed, functioning as an ads board for the owner in the narrow elevator space and also bringing more pleasant experience for the passengers.

10.4", 12.1", 15.0", real color 1024×768

Classic A

Classic B

Full Screen

Floor Forecast A

Floor Forecast B

Liquid Crystal Display (LCD)

New generation of LCD adopts advanced hardware driver circuit and more delicate LCD screen, as well as brand new interface design, giving new life to ordinary LCD and making it more lively, more vivid, and more agreeable. Four versions of typical style interface design can meet the needs of various styles of car decoration.

Horizontal Elevator Operation Indication

(for 5.7" – 8.4" Operation Panels)

Glaring Purple
Standard

Fragrant Green
Residence

Elegant Brown
Hotel

Gentle Blue
Business Building

Vertical Elevator Operation Indication

(for 4.3" landing indicator)

Glaring Purple
Standard

Eragrant Green
Residence

Elegant Brown
Hotel

Gentle Blue
Business Building

• See Shanghai Mitsubishi LCD Sample Book for details

Car Operation Panel

Embedded Operation Panel

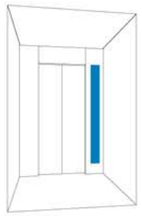

Note: embedded operation panel is installed in the side wall of the car in the case the width of the right front wall is less than 250.

Indicate touch technology is adopted on that component.

ZCBD-C111
Primary
ZCBD-C161
Secondary
Hairline Stainless Steel Faceplate
LED Orange Dot Matrix Display
Resin Touch Buttons
White Backlight in Standby State
Orange Color when Illuminated

ZCBE-C111
Primary
ZCBE-C161
Secondary
Hairline Stainless Steel Faceplate
LED white Dot Matrix Display
CD Pattern Metal Touch Buttons
White Backlight in Standby State
Blue Color when Illuminated

ZCBE-H210
Primary
ZCBE-H260
Secondary
Hairline Stainless Steel Faceplate
5.7" Real Color LCD
CD Pattern Metal Touch Buttons
White Backlight in Standby State
Blue Color when Illuminated

ZCBC-D110
Primary
ZCBC-D160
Secondary
Toughened Glass Faceplate
LED white Dot Matrix Display
Screen Printed Touch Buttons
White Backlight for Standby
Blue Color when Illuminated

Pictures of computer painting may slightly differ from the actual.

Car Operation Panel

Embedded Operation Panel

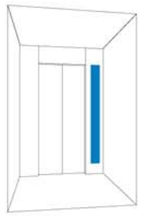

ZCBD-E110
Primary

ZCBD-E160
Secondary

Black Resin Faceplate
LED Orange Dot Matrix Display
Mechanical Resin Buttons
Orange Color when Illuminated

ZCBT-H112
Primary

ZCBT-H162
Secondary

Hairline Stainless Steel Faceplate
LED Orange Dot Matrix Display
Mechanical Zinc Alloy Buttons with Braille
Orange Color when Illuminated

Wheel Chair Operation Panel

ZCBT-F050
Hairline Stainless Steel Faceplate
Mechanical Zinc Alloy Buttons with Braille
Orange Color when Illuminated

ZCBV-C120
Hairline Stainless Steel Faceplate
LED Orange Dot matrix Display
Resin Buttons with Braille
Orange Color when Illuminated
In Accordance with GB12477

Integrated Operation Panel

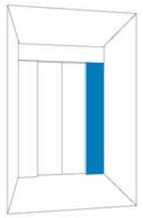

Note: if integrated operation panel is selected, the thickness of the side wall decoration layer for secondary car wall decoration to be carried out by the customer shall be less than 15mm.

ZCBT-T313
Primary

ZCBT-T363
Secondary

Hairline Stainless Steel Faceplate
8.4" Real Color LCD
Mechanical Zinc Alloy Buttons with Braille
Orange Color when Illuminated

ZCBT-T711
Primary

ZCBT-T761
Secondary

Hairline Stainless Steel Faceplate
10.4" Multimedia LCD
Mechanical Zinc Alloy Buttons with Braille
Orange Color when Illuminated

ZCBK-T311
Primary

ZCBK-T361
Secondary

Hairline Stainless Steel Faceplate
8.4" Real Color LCD
Mechanical Resin Buttons with Ice Cracks
White Color when Illuminated

ZCBK-T711
Primary

ZCBK-T761
Secondary

Hairline Stainless Steel Faceplate
10.4" Multimedia LCD
Mechanical Resin Buttons with Ice Cracks
White Color when Illuminated

Landing Indicator and Hall Call Button

Wall-mounted Landing Indicator (No Bottom Box)

ZPID-G111
Hairline Stainless Steel Faceplate
LED Orange Dot Matrix Display
Resin Touch Buttons

ZPID-G121
Hairline Stainless Steel Faceplate
LED Orange Dot Matrix Display
Resin Touch Buttons

ZPIT-G111
Hairline Stainless Steel Faceplate
LED Orange Dot Matrix Display
Mechanical Zinc Alloy Buttons with Braille

ZPIT-G121
Hairline Stainless Steel Faceplate
LED Orange Dot Matrix Display
Mechanical Zinc Alloy Buttons with Braille

ZPIE-G110
Hairline Stainless Steel Faceplate
LED White Dot Matrix Display
CD Pattern Metal Touch Buttons

ZPIE-G120
Hairline Stainless Steel Faceplate
LED White Dot Matrix Display
CD Pattern Metal Touch Buttons

ZPIE-GB10
Hairline Stainless Steel Faceplate
4.3" Segment LED Display
CD Pattern Metal Touch Buttons

ZPIE-GB20
Hairline Stainless Steel Faceplate
4.3" Segment LED Display
CD Pattern Metal Touch Buttons

Indicate touch technology is adopted on that component.

Embedded Landing Indicator

ZPIK-CA10
Hairline Stainless Steel Faceplate
4.3" Real Color LCD
Mechanical Resin Buttons with Ice Cracks

ZPIK-CA20
Hairline Stainless Steel Faceplate
4.3" Real Color LCD
Mechanical Resin Buttons with Ice Cracks

ZPIT-F110
Hairline Stainless Steel Faceplate
LED Orange Dot Matrix Display
Mechanical Zinc Alloy Buttons with Braille

ZPIT-F120
Hairline Stainless Steel Faceplate
LED Orange Dot Matrix Display
Mechanical Zinc Alloy Buttons with Braille

ZPIC-D110
Toughened Glass Faceplate
LED White Dot Matrix Display
Touch Buttons

ZPIC-D120
oughened Glass Faceplate
LED White Dot Matrix Display
Touch Buttons

ZPID-E110
Black Resin Faceplate
LED Orange Dot Matrix Display
Resin Touch Buttons

ZPID-E120
Black Resin Faceplate
LED Orange Dot Matrix Display
Resin Touch Buttons

Hall Call Button

ZHBE-C010
Single Elevator
ZHBE-C020
Parallel Arranged

ZHBD-C011
Single Elevator
ZHBD-C021
Parallel Arranged

ZHBK-C010
Single Elevator
ZHBK-C020
Parallel Arranged

ZHBT-C012
Single Elevator
ZHBT-C022
Parallel Arranged

ZHBV-C030
Single Elevator
ZHBV-C040
Parallel Arranged

Pictures of computer painting may slightly differ from the actual.

Hall Door and Jamb

E-102
Narrow Door Jamb
for wide car, deep car

Landing Calling Buttons: ZPID-G110
Landing Door Material: Coated Steel Sheet
Door Jamb Door Material: Coated Steel Sheet

E-302
Bevel (10°) Large Door Jamb
for wide car, deep car

LCD Landing Indicator: ZPIH-F301 Fragrant Green
Landing Calling Buttons: ZHBK-C010
Car Door Material: Hairline Stainless Steel
Door Jamb Material: Hairline Stainless Steel

E-312
Curtain Plate Type Bevel (10°) Large Door Jamb
only for wide car

Landing Direction Light: ZHLV-H010
Landing Calling Buttons: ZHBE-C010
Car Door Material: Etched Hairline Stainless Steel (ZHY-006)
Door Jamb Material: Hairline Stainless Steel

E-322
Slant Curtain Plate Bevel (10°) Large Door Jamb
only for wide car



LCD Landing Indicator: ZPIH-F301 Elegant Brown
Landing Calling Buttons: ZHBD-C010
Landing Door Material: Sandblasted Double-color Titanium Plated Mirror Stainless Steel
Door Jamb Material: Titanium Plated Mirror Stainless Steel (ZDT-002)

Landing Direction Lights

ZHLV-B011
Mirror Stainless Steel Faceplate
Misty-white Acrylic Light Sheet

ZHLV-E021
Mirror Stainless Steel Faceplate
Misty-white Acrylic Light Sheet

ZHLV-H010
No Faceplate
Misty-white Acrylic Light Sheet

ZHLV-E011
Mirror Stainless Steel Faceplate
Transparent Acrylic Light Sheet

ZHLV-R011
Mirror Stainless Steel Faceplate
Misty-white Acrylic Light Sheet

ZHLV-R021
Mirror Stainless Steel Faceplate
Transparent Acrylic Light Sheet
(Surface Partially Sandblasted)

ZHLV-E031
Mirror Stainless Steel Faceplate
Transparent Acrylic Light Sheet

* All of above floor direction lights are LED, which are energy efficient and durale with long lifetime;
Luminous、warm white、pure white and red green color are available for direction light.(Red for UP, Green for Down)

Landing Indicators

HID-A10
Embedded Large Landing Indicator without Faceplate
LED Orange Dot Matrix
Applicable in the case where E-312 door jamb is used

HID-A20
Embedded Large Landing Indicator
Hairline Stainless Steel Faceplate
LED Orange Dot Matrix
Applicable in the case where door jamb other than E-312, E-322 is used

ZPIH-F301
Wall-mounted Landing Indicator
Transparent Acrylic Frame
Matt Chrome Plated Panel
8.4" Real Color LCD

ZPIH-N301
Embedded Landing Indicator without Faceplate
8.4" Real Color LCD
Applicable in the case where E-322 door jamb is used

Pictures of computer painting may slightly differ from the actual.

Feature	Description	Code	1C-2BC	2C-SM21	3-4C ITS-21	3-8C ITS-2100
■ Control and security features						
Automatic landing with Rheostatic Leveling	When the car parks at a station, if the vertical difference between the upper plane of the car sill and that of the landing door sill exceeds predetermined value, the elevator will level automatically.	ARL *1	Ⓢ	Ⓢ	Ⓢ	Ⓢ
Anti-stall Timer	When the traction rope slips or motor stall reaches predetermined time, the elevator will stop.	AST	Ⓢ	Ⓢ	Ⓢ	Ⓢ
Brake Redundancy Protection	When a group of brakes fails, the remaining brakes still can realize effective braking of the elevator.	BTUP	Ⓢ	Ⓢ	Ⓢ	Ⓢ
Energy Feedback	Feed energy generated during operation back to the grid to save energy.	EFDBK	○	○	○	○
Electrical Safe Loop Protection	Prevent the elevator from operating once the electrical safety devices connected together in series act.	ESC	Ⓢ	Ⓢ	Ⓢ	Ⓢ
Automatic story height measuring	Automatically measure and record story height	FMR	Ⓢ	Ⓢ	Ⓢ	Ⓢ
Hand Operation	Inspection operation mode for maintenance personnel.	HAND	Ⓢ	Ⓢ	Ⓢ	Ⓢ
Load Weighing Start	The elevator adjusts startup torque according to the car load so as to allow smooth start.	LWS	Ⓢ	Ⓢ	Ⓢ	Ⓢ
Over-current Protection	Stop elevator when the current through the rectifier or inverter is detected too high.	OCP	Ⓢ	Ⓢ	Ⓢ	Ⓢ
Over-speed Protection	Stop elevator when the running speed is detected over allowable value.	OSP	Ⓢ	Ⓢ	Ⓢ	Ⓢ
Over-Temperature Protection	Stop elevator when over temperature of motor is detected.	OTP	Ⓢ	Ⓢ	Ⓢ	Ⓢ
Over-voltage Protection	Stop elevator when the voltage across the rectifier or inverter is detected too high.	OVP	Ⓢ	Ⓢ	Ⓢ	Ⓢ
Power Failure Protection	Stop elevator when open-phase, undervoltage or other faults of power occurs.	PFP	Ⓢ	Ⓢ	Ⓢ	Ⓢ
Power-on Releveling	If the car stops in the range of door area due to power failure, it will relevel to the leveling position after the power is recovered.	PORL	Ⓢ	Ⓢ	Ⓢ	Ⓢ
Reversal protection	Stop elevator when it is detected running in reversed direction.	RSP	Ⓢ	Ⓢ	Ⓢ	Ⓢ
Selector Correcting	The elevator corrects the selector during operation	SC	Ⓢ	Ⓢ	Ⓢ	Ⓢ
Safe Landing	If a car has stopped between floors for some reason, the controller checks the cause, and if it is considered safe to move the car, the car will move to the nearest floor and doors will open.	SFL	Ⓢ	Ⓢ	Ⓢ	Ⓢ
Stop Open	The car doors open automatically after the car stops at a floor.	SO	Ⓢ	Ⓢ	Ⓢ	Ⓢ
Inverter High-temperature Detect	Stop elevator when inverter high-temperature is detected.	THMF	Ⓢ	Ⓢ	Ⓢ	Ⓢ
Terminal Forced Decelerate	If the car runs to the terminal but the speed has not been reduced to specified value, the system will force it to decelerate and thus enable it to level normally.	TSD	Ⓢ	Ⓢ	Ⓢ	Ⓢ
Under speed Protection	Stop elevator when the running speed is detected under allowable value.	USP	Ⓢ	Ⓢ	Ⓢ	Ⓢ
■ Operational and service features						
Automatic Bypass	When the car load exceeds 80% (adjustable) rated capacity, the elevator does not response hall calls from other floors along its travel.	ABP	○	○	○	○
Secondary Operation Panel in the car	Besides the primary operation panel, there is a primary operation panel in the car to facilitate passengers.	ACS	○	○	○	○
Attendant Service	Normal operation of the elevator is conducted by an attendant	AS	○	○	○	○
Car Computer Back Up Operation	When an abnormity occurs on the car computer, the car stops at nearest floor and the elevator cannot restart.	CCBK	Ⓢ	Ⓢ	Ⓢ	Ⓢ
Car call cancelling	In automatic operation, when a car has responded to the final car call or landing call in one direction, the system automatically checks and clears remaining car calls from the memory.	CCC	Ⓢ	Ⓢ	Ⓢ	Ⓢ
Car Fan Shut Off - Automatic	If there are no calls for a specified period, the car ventilation fan will automatically be turned off to conserve energy.	CFO-A	○	○	○	○
Car Fan Shut Off – Manual (button type)	The car ventilation fan is turned off by combination buttons on the operation panel.	CFO-B *2	Ⓢ	Ⓢ	Ⓢ	Ⓢ
Car Light Shut Off - Automatic	If there are no calls for a specified period, the car light will automatically be turned off to conserve energy.	CLO-A	○	○	○	○
Car Light Shut Off – Manual (button type)	The car light is turned off by combination buttons on the operation panel.	CLO-B *25	Ⓢ	Ⓢ	Ⓢ	Ⓢ
Continuity of Service	To ensure normal operation of elevators in a whole group, when a certain elevator cannot respond registered landing calls, it will be excluded from landing call service, and service is provided by other elevators.	COS	—	Ⓢ	Ⓢ	Ⓢ
Elevator Dedicated Air Conditioning	Air conditioning for elevator car.	EAC *3	○	○	○	○
Self-diagnosis	Diagnose abnormities and faults occurred during elevator operation.	EFD	Ⓢ	Ⓢ	Ⓢ	Ⓢ
Exit switch	Switch for detecting state of exit	EXIT SW	○	○	○	○
False Call Cancelling - Automatic	If the number of registered calls is not agree with the number of passengers, it will cancel all calls to avoid unnecessary stops.	FCC-A *4	○	○	○	○
False Call Cancelling – Manual (car button type)	If the wrong car button is pressed, it can be canceled by quickly pressing the same button again twice.	FCC-P *5	○	○	○	○
Hall Call Erase – Manual (hall button type)	If the wrong hall calling button is pressed, it can be canceled by quickly pressing the same button again twice.	FHC-P	○	—	○	—
Automatic Hall Call Registration	When one elevator cannot take all passengers, the landing button remains registered state, and the system will assign another elevator to provide service.	FSAT	Ⓢ	Ⓢ	Ⓢ	Ⓢ
Group Control Backup Service	Maintain service of individual elevators when group control becomes invalid due to failure of the group control controller or failure of communication between the group control and individual stations.	GCBK	—	—	Ⓢ	Ⓢ
Hall Computer Back UP Operation	When an abnormity occurs on the hall computer, the car stops at nearest floor and the elevator cannot restart.	HCBK	Ⓢ	Ⓢ	Ⓢ	Ⓢ
Hall Out-of-service Operation	Turn on or shut off the elevator by operating the "RUN/STOP" switch installed on specified floor.	HOS	Ⓢ	Ⓢ	Ⓢ	Ⓢ
Hall Out-of-service Operation (timer type)	Turn on or shut off the elevator by using the timer.	HOS-T *25	○	○	○	○
Independent Service	Using the Independent switch in the operation panel, the car can respond only to car calls without interrupting service.	IND *2	Ⓢ	Ⓢ	Ⓢ	Ⓢ
Non-service to Specific Floor (switch type)	Operating this switch can cancel service to specified floors.	NS *25	○	○	○	○
Non-service to Specific Floor (car button type)	Cancel service to specific floor by operating buttons on the operation panel and the setting switch.	NS-CB	○	○	○	○
Non-service to Specific Floor (Timer type)	Cancel service to specific floor within specified period.	NS-T *25	○	○	○	○
Not Start Operation	When landing call or car call is registered but the car cannot start within predetermined time, it will clear the assigned landing call, reserve the car call, light up the Abnormal lamp, and sound the Abnormal bell.	NST *6	Ⓢ	Ⓢ	Ⓢ	Ⓢ
Next Landing	After the car has arrived at the destination floor, if the car doors cannot open fully, it will close the doors and continue to run to the next floor until the doors can open fully and then restore normal operation.	NXL	Ⓢ	Ⓢ	Ⓢ	Ⓢ
Overload Holding Stop	When the car is overloaded, the doors remain open and a buzzer sounds.	OLH	Ⓢ	Ⓢ	Ⓢ	Ⓢ
Remote Control Stop	Start or stop the car through the remote control switch.	RCS *7	○	○	○	○
Return Operation	Operating Return switch to immediate call the car back to specified floor and park there.	RET *7	○	○	○	○
Secret Call Service (car button type)	Lock certain floors on the operation panel by setting password. The buttons of these specified floors can only be registered after the password is entered on the operation panel.	SCS-B	○	○	○	○
Secret Call Service (IC card type)	The buttons of certain specified floors can only be registered via IC card.	SCS-IC *25	○	○	○	○
■ Emergency operation features						
Emergency Car Lighting	Immediately provide car lighting when normal lighting power supply breaks.	ECL	Ⓢ	Ⓢ	Ⓢ	Ⓢ
Earthquake Emergency Return (S-wave)	When S-wave earthquake detector acts, the car immediately parks at the nearest floor with door opened.	EER-S *3	○	○	○	○
Power Failure Emergency Landing Device	When normal power supply breaks, this device will supply power to move the car to the nearest floor, level and open the doors, and allow the passengers to leave safely.	ELD *8	○	○	○	○
Alarm Bell	Press this alarm bell in emergency. The bell and interphone will sound.	EMB	Ⓢ	Ⓢ	Ⓢ	Ⓢ
Fire Emergency Return	When the Fire Emergency Return switch acts, all landing calls and car calls are cancelled, and the car immediately returns to predetermined floor and parks with door opened.	FER *9	○	○	○	○
Operation by Emergency Power Source – Sole Automatic	When normal power supply breaks, the pre-assigned cars will be powered by the emergency power source of the building and automatically travel to the predetermined floors in order. Once all cars have arrived at the predetermined floors, the specified car can operate normally.	OEPS-SA *9	○	○	○	○
Remote Service System	Monitor elevator operation in real time, send faults or abnormities to the Service Center of the company via wireless network in a timely manner, and process them quickly. Provide customers with value-added services by establishing customized maintenance program.	REMES-II *10	○	○	○	○
Monitoring System	This system uses computer to monitor the elevator's operation and position state, and provide operation commands as necessary.	SMOS-II	○	○	○	○

Feature	Description	Code	1C-2BC	2C-SM21	3-4C ITS-21	3-8C ITS-2100
■ Door operating features						
Door Close Limit Switch on Start	When the car doors can not close completely, they will reverse and open.	CLTS	Ⓢ	Ⓢ	Ⓢ	Ⓢ
Double Door Operation	When car doors are in open state, if there is no car call and landing call in forward direction and the landing call in reverse direction of this floor has been registered, the car doors will close and then immediately open again.	DDOP	Ⓢ	Ⓢ	Ⓢ	Ⓢ
Extended Door-open Button	Press and hold this button can extend door-open time.	DKO-TB	○	○	○	—
Door Load Detect	If the car doors cannot fully open or close due to overload, the doors will act in reverse direction.	DLD	Ⓢ	Ⓢ	Ⓢ	Ⓢ
Not Door Open Feature	If car doors are blocked while opening, they will close immediately.	DONG	Ⓢ	Ⓢ	Ⓢ	Ⓢ
Automatic Door-open Time Adjustment	Automatically adjust door-open time according to landing calls or car calls.	DOT	Ⓢ	Ⓢ	Ⓢ	Ⓢ
Door Close Torque Up Control	When car doors encounter extra resistance while closing, the door system will automatically increase the torque.	DTC	Ⓢ	Ⓢ	Ⓢ	Ⓢ
Expediting of Door Close	After the car has stopped at a station and the doors has opened, pressing Close button can make the doors to close immediately.	EDC	Ⓢ	Ⓢ	Ⓢ	Ⓢ
Door Nudging Feature	If the door-open time exceeds the predetermined value, the car will temporarily ignore the action of non-contact door sensor and close the door forcibly.	KNDG	Ⓢ	Ⓢ	Ⓢ	Ⓢ
Multi-beam Safety Edge	Safety edge with multi-beam. Provide double protection by multi-beam and safety edge. During door closing, when a passenger or object is detected, the doors will open again.	MBS *11	○	○	○	○
Door Nudging Feature – with buzzer	If the door-open time exceeds the predetermined value, it will give alarm sound to alert the passenger and try to close the doors.	NDG *12	○	○	○	○
Repeated Door-Close	If car doors are blocked while closing, the elevator will repeat the closing action until the debris is removed.	RDC	Ⓢ	Ⓢ	Ⓢ	Ⓢ
Reopen with Hall Button	During door closing, when hall calling button in the same direction is pressed, the doors will reopen.	ROHB	Ⓢ	Ⓢ	Ⓢ	Ⓢ
Safety Edge	During door closing, when the safety edge detects a passenger or object, the doors will reopen.	SDE *11	○	○	○	○
Safety Ray	During door closing, when the infrared ray in the door safety device detects a passenger or object, the doors will reopen.	SR *13	○	○	○	○
■ Information and display features						
Voice Announce Device	Voice announce device (Chinese) informs the passengers of related elevator information.	AAN-S01 *14	○	○	○	○
Voice Announce Device	Voice announce device (Chinese and English in turn) informs the passengers of related elevator information.	AAN-S02 *14	○	○	○	○
Voice Announce Device	Voice announce device (English) informs the passengers of related elevator information.	AAN-S03 *14	○	○	○	○
Car Arrival Chime (Car)	The chime prompts the passengers the car has arrived at the destination floor. (The chime is installed on the car roof and floor)	AECC *15	○	○	○	○
Car Arrival Chime (Hall)	The chime prompts the passengers the car has arrived at the destination floor. (The chime is installed on the hall)	AECH *15	○	○	○	○
Immediate Prediction Function	Once a passenger has registered a landing call, it will immediately select an elevator most suitable for responding this call and inform the passenger via a visual/audio signal.	AIL	—	—	—	○
Automatic Operation Signal Light (Hall)	The landing indicator displays the elevator is in automatic operation state.	AUTL *16	○	○	○	○
Signal Interface Device	Outputs basic operation state signal of the elevator via this device	BA *17	○	○	○	○
Bypass Signal Light (Hall)	The landing indicator displays the elevator is in "Bypass operation" state.	BPL *16	○	○	○	○
Direction Arrows in Car	Indicates running direction with arrows in the car.	DAC	Ⓢ	Ⓢ	Ⓢ	Ⓢ
Direction Arrows on Hall	Indicates running direction with arrows on the hall.	DAH	Ⓢ	Ⓢ	Ⓢ	Ⓢ
Door-Close Button Response Light	The Door-Close button light illuminates at the same time when this button is pressed.	DCR	Ⓢ	Ⓢ	Ⓢ	Ⓢ
Extended Door-Open Button Light	When the Extended Door-Open button is pressed, the indicator light illuminates for certain period.	DKOL	○	○	○	—
Door-Open Button Response Light	The Door-Open button light illuminates at the same time when this button is pressed.	DOL	Ⓢ	Ⓢ	Ⓢ	Ⓢ
Elevator Counter/Timer	Record number of runs and running time of the elevator.	ECT	Ⓢ	Ⓢ	Ⓢ	Ⓢ
Multimedia Display in Car	Can provide audio/video or other information for the passengers (installed in the car).	EMIDS-C *25	○	○	○	○
Multimedia Display on Hall	Can provide audio/video or other information for the passengers (installed on the hall).	EMIDS-H *25	○	○	○	○
Exclusive Service Indication	Display that the elevator is in exclusive service state.	EXCL *18	○	○	○	○
Fire Emergency Return - Completed	A CP signal is outputted after the FER running is completed.	FER-CP *19	Ⓢ	Ⓢ	Ⓢ	Ⓢ
Flashing Hall Lantern	Flashing lantern indicates arrival of car and its running direction.	FHL	—	—	—	○
Interphone	In emergency, persons in car, on car top, or in pit can use this device to communicate with persons in machine room or monitoring room.	ITP *20	Ⓢ	Ⓢ	Ⓢ	Ⓢ
ITV Cable	Cable for the car video device provided by the customer.	ITV *21	○	○	○	○
Camera Monitoring Function	Camera monitoring function is provided as option for SMOS-II system equipped on the elevator.	ITV-S *22	○	○	○	○
Operation by Emergency Power Source – Completed	A CP signal is outputted after the operation by emergency power source is completed.	OEPS-CP *23	○	○	○	○
Overload Indication in Car	When the elevator is overloaded, the overload indicator lamp illuminates.	OLHL *18	○	○	○	○
Out-of-Service Indication	Indicate the elevator is out of service on the hall.	RESL *16	○	○	○	○
Next Car Prediction	During peak service, when one elevator cannot take all passengers, the hall prediction lamp of the elevator which will provide service next will flash.	TCP *24	—	—	—	○
■ Group control features						
Bank Separation Operation	Separate landing buttons into several groups and provide independent group control, and each group has its own hall calling button.	BSO *25	—	—	○	○
Car Assignment Tune	In group control, the group control system adjusts car assignment according to actual situation in real time.	CAT	—	—	○	○
Congested-Floor Service	When temporary congestion occurs due to meeting or other events, the system will try its best to arrange cars to the congested floor.	CFS	—	—	○	○
Car Nearest Priority Service	When responding landing call, the car nearest to the floor is assigned first.	CNPS	—	—	—	○
Destination Forecast System	After the destination floor button on the operation panel on the hall is pressed, the system forecasts the number of the elevator serving this floor. The system assigns elevator depending on the destination floor to improve traffic efficiency.	DOAS-S *25	—	—	—	○
Down Peak Service	During the predetermined off-hour, elevators are continuously sent o the top floor to meet the needs of off-hour peak traffic congestion.	DPS	—	—	○	○
Energy-saving Operation (Number of cars)	While considering passenger flow volume and meeting passengers' demand, when the elevators' service level has exceeded the specifications, the system will reduce number of cars put into service to save energy.	ESO-N	—	—	—	○
Special Floor Forced Stop	Cars passing a certain floor are forced to stop at this floor.	FFS	○	○	○	○
Inter zone Up Peak Service	During up peak service, to improve operation efficiency, the elevators are divided into 2 groups to serve high-storey zone and low-storey zone respectively.	IUP *25	—	—	—	○
Lunch Time Service	Car assignment can be adjusted to favor canteen or restaurant floor to accommodate the high demand during lunch time.	LTS	—	—	○	○
Main Floor Parking	When there is no landing call or car call, the car returns to main floor and parks there.	MFP	○	○	○	○
Strategic Overall Assignment	For group control elevators, the cars park dispersedly at the main station and middle floor.	OHS	—	Ⓢ	Ⓢ	Ⓢ
Prevention of Simultaneous Running	This feature prevents simultaneous running within rapid running region of elevators installed in the same well to boost noise in the car.	PRS	—	—	○	○
Peak Traffic Control	To alleviate temporary peak traffic, heavy traffic floors (top floor or main floor) will be given priority service.	PTC	—	—	○	○
Specified Car Priority Service	Specified car is sent first for the landing call from specified floor in group control system (e.g. glass elevator or the elevators with basement service).	SCPS	—	—	—	○
Specified Floor Priority Service	Provide preferential car service to a specified floor when a hall call is made at that floor.	SFPS	—	—	—	○
Main Floor Changeover Operation	Main floor can be changed by pressing the Changeover switch.	TFS *25	○	○	○	○
Light-loaded Car Priority Service	When the traffic is light, the car with no or light load (load is less than 10%) is assigned first.	UCPS	—	—	—	○
Up Peak Service	During the predetermined work hours when the up traffic from the main floor is specially heavy, elevators are continuously sent to the main floor meet the needs of up peak traffic.	UPS	—	—	○	○
VIP Service	A specified car can be withdrawn from group service for special VIP service.	VIP-S *25	—	—	○	○

Remarks:
*1 Standard in the case of equal or more than 60m travel height, optional in the case of less than 60m travel height.
*2 Combination keys operation mode
*3 Nonstandard corresponding
*4 Optional in the case where the number of landing stations is equal or more than 5 and SCS-IC feature is not provided.
*5 Optional in the case where SCS-IC feature is provided.
*6 Abnormity signal is outputted from SMOS-II.
*7 The consumer or SMOS-II shall provide a dry contact signal to the control cabinet.
*8 Optional in the case where the distance between adjacent landing stations is not more than 12m.
*10 A maintenance contract needs to be signed with Shanghai Mitsubishi Elevator Co., Ltd.
*11 Either SDE or MBS must be selected
*12 Optional when AAN feature is provided
*13 Optional when SDE feature is provided.
*14 Only one of AAN-S01/S02/S03 can be selected at most.
*15 Only one of AECC and AECH can be selected.
*16 The number of selected displays of the landing indicator cannot exceed 2
*17 Output signals are UP, DOWN, integrated fault, landing station code signals. The output signal terminals are in the control cabinet in the machine room. Output modes are dry contact and RS485 series communication.
*18 The number of selected displays of the indicator in car cannot exceed 3.
*19 Standard when FER is provided.
*20 The customer is responsible for the cables from the machine room to the monitoring room and their installation.
*21 Only one of ITV and ITV-S can be selected at most.
*22 Only one of ITV and ITV-S can be selected at most. Optional when SMOS-II is provided.
*23 Optional when OEPS-SA is provided.
*24 Optional when UPS, DPS or LTS feature is provided.
*25 Nonstandard
*26 Ⓢ Standard ○ Optional